

GENERAL INTERNAL MEDICINE PROFILE

GENERAL INFORMATION

(Sources: Pathway Evaluation Program, American College of Osteopathic Internists & the Canadian Medical Residency Guide)

Internal medicine is a broad-based specialty that has its roots in primary care and is dedicated to providing primary and specialty care to adults. Internists diagnose and manage diseases involving any of the organ systems and are specially trained to manage seriously ill patients suffering from advanced illness and/or diseases of more than one system.

Internists provide care in an office setting, in hospitals and on a continuing ambulatory basis. They tend to the general medical needs of their patients in the office, including disease prevention, early detection of disease, screening, patient education and follow-up care from hospitalization.

GENERAL INTERNAL MEDICINE PROFILE

In the hospital and ambulatory setting, internists manage acute and chronic illness of their patients and other patients that have been referred to them by other practitioners such as family physicians. They are also trained to meet the special needs of the geriatric population.

Internists are trained in many procedures from many different disciplines and they perform these independently. They may also take additional training and subspecialize in the following areas of internal medicine:

- Critical care medicine
- Cardiology
- Infectious diseases
- Neurology
- Respiratory medicine
- Rheumatology
- Endocrinology and metabolism
- Gastroenterology
- General Internal Medicine
- Geriatrics
- Hematology
- Medical oncology
- Clinical allergy and immunology
- Dermatology

GENERAL INTERNAL MEDICINE PROFILE

In addition to their medical work, internists also organize and co-ordinate their patient's care and ensure that they gain access to the care they need.

After completing medical school, to become an internist requires additional training that takes 4 years. Those who choose to subspecialize are required to complete 2 years of subspecialty training, which they can begin once completing the three core years of the internists program, for a total of 5 years of postgraduate education. For more detailed information on the specialty training requirements go to:

http://www.royalcollege.ca/portal/page/portal/rc/credentials/start/routes/traditional_route

Canadian Society of Internal Medicine

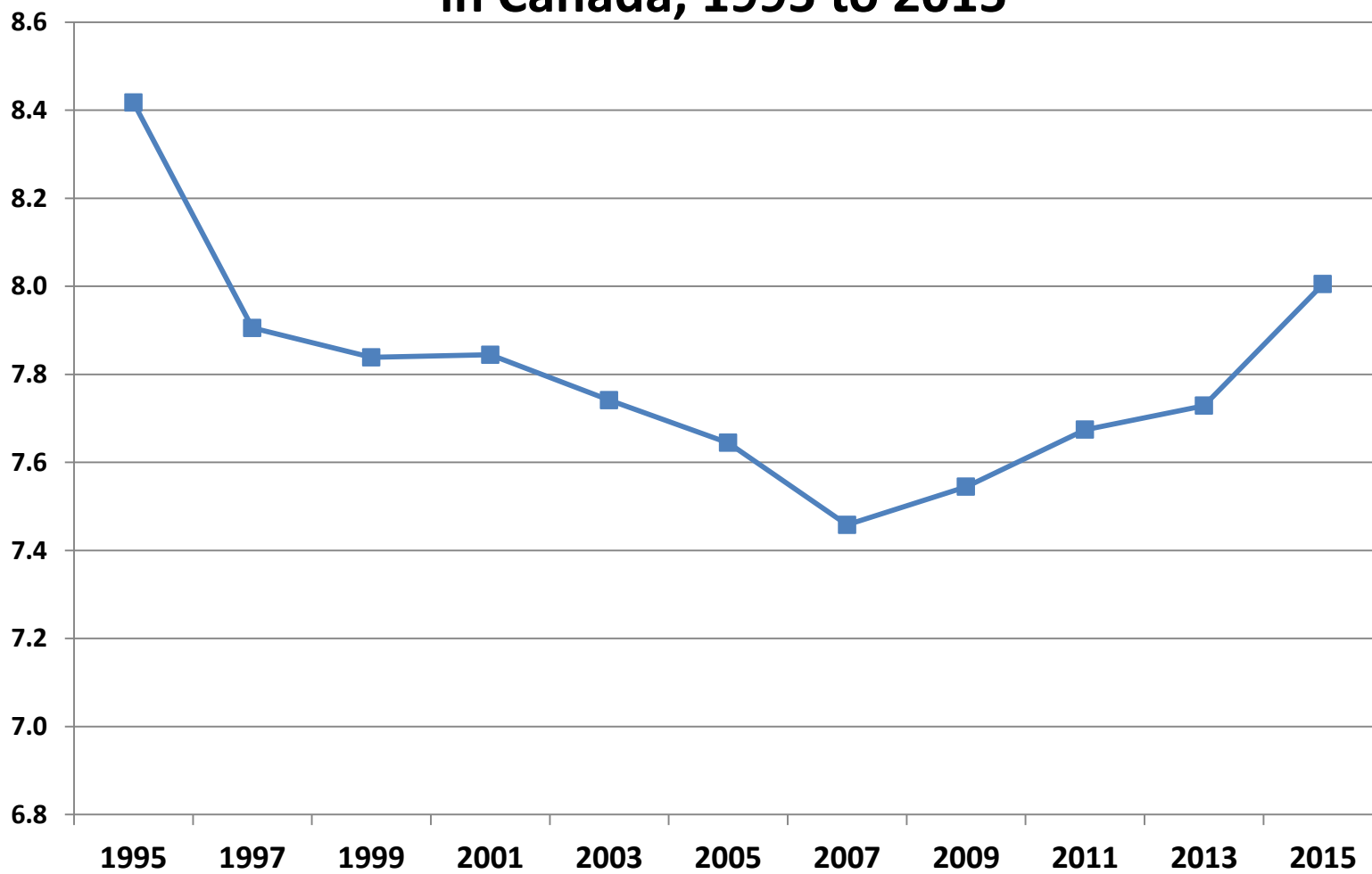
<http://www.csim.ca/en/>

Number of physicians and physicians/100,000 population in General Internal Medicine in Canada, 2015

Province/Territory	Physicians	Phys/100k pop'n
Newfoundland/Labrador	32	6.1
Prince Edward Island	11	7.5
Nova Scotia	69	7.3
New Brunswick	39	5.2
Quebec	718	8.7
Ontario	1152	8.4
Manitoba	97	7.5
Saskatchewan	73	6.4
Alberta	299	7.2
British Columbia	367	7.9
Territories	1	0.9
CANADA	2858	8.0

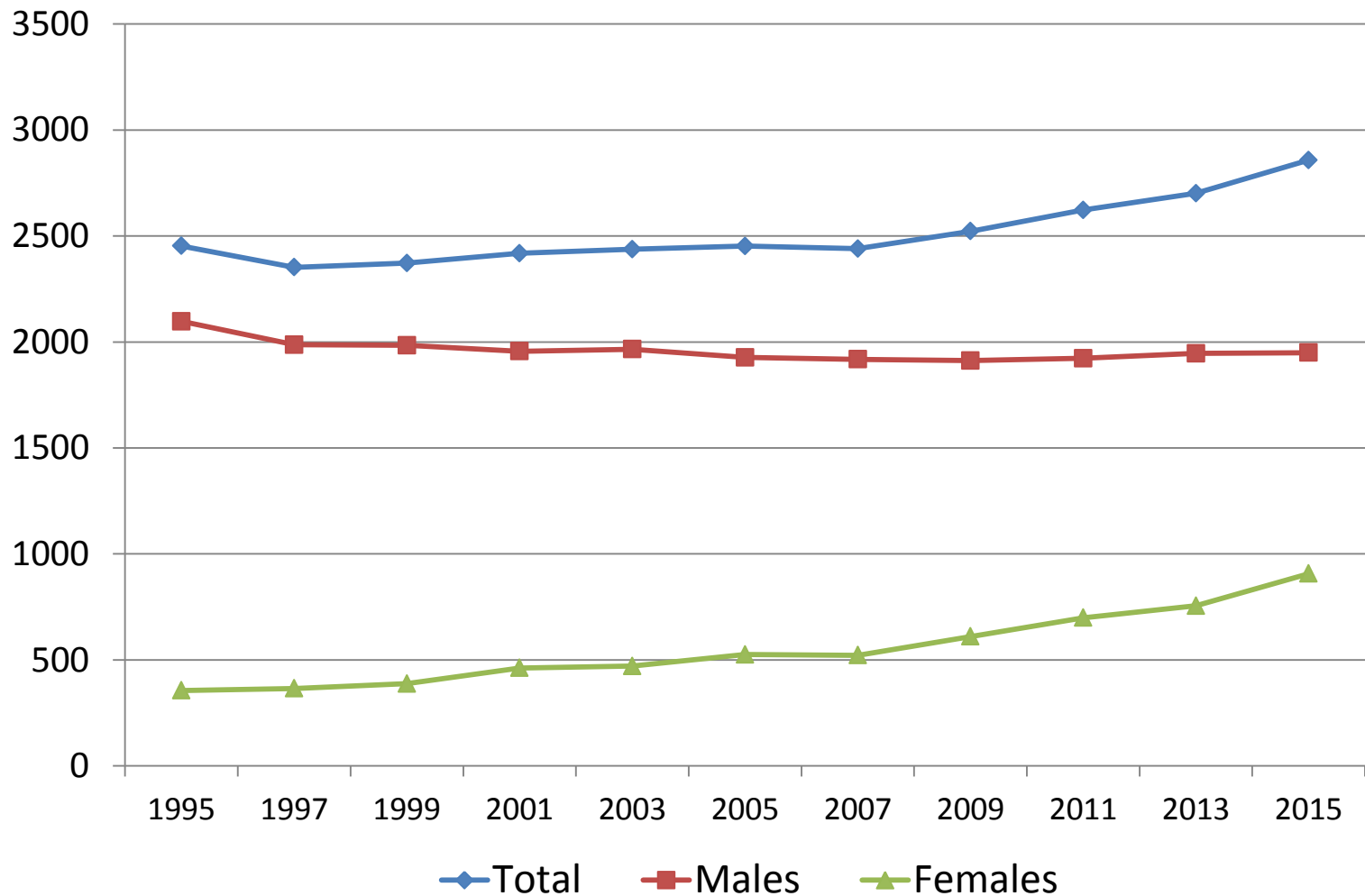
Source: 2015 CMA Masterfile

Physicians/100,000 population in General Internal Medicine in Canada, 1995 to 2015



Source: CMA Masterfile

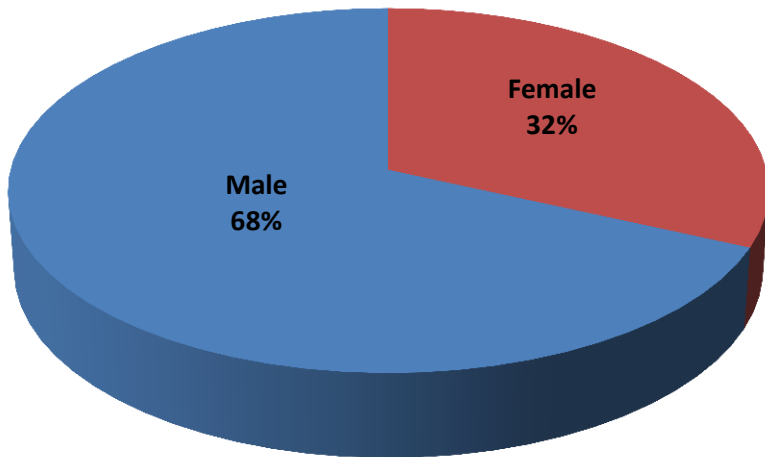
General Internal Medicine specialists by gender and year in Canada, 1995 to 2015



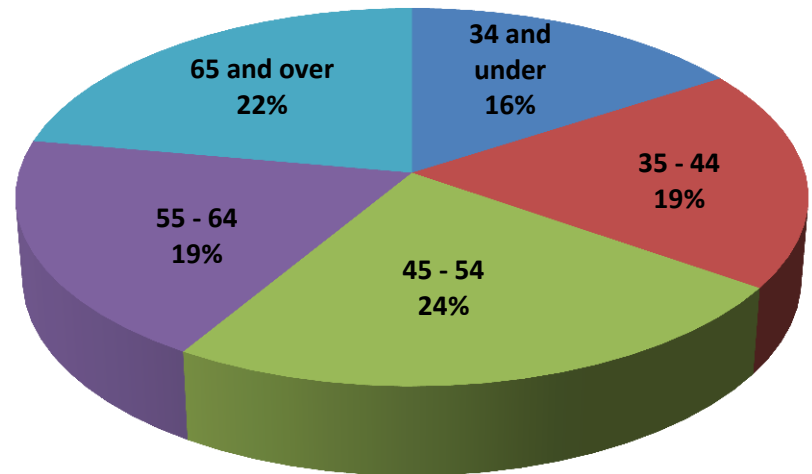
Source: CMA Masterfile

General Internal Medicine specialists by age and gender in Canada, 2015

Gender

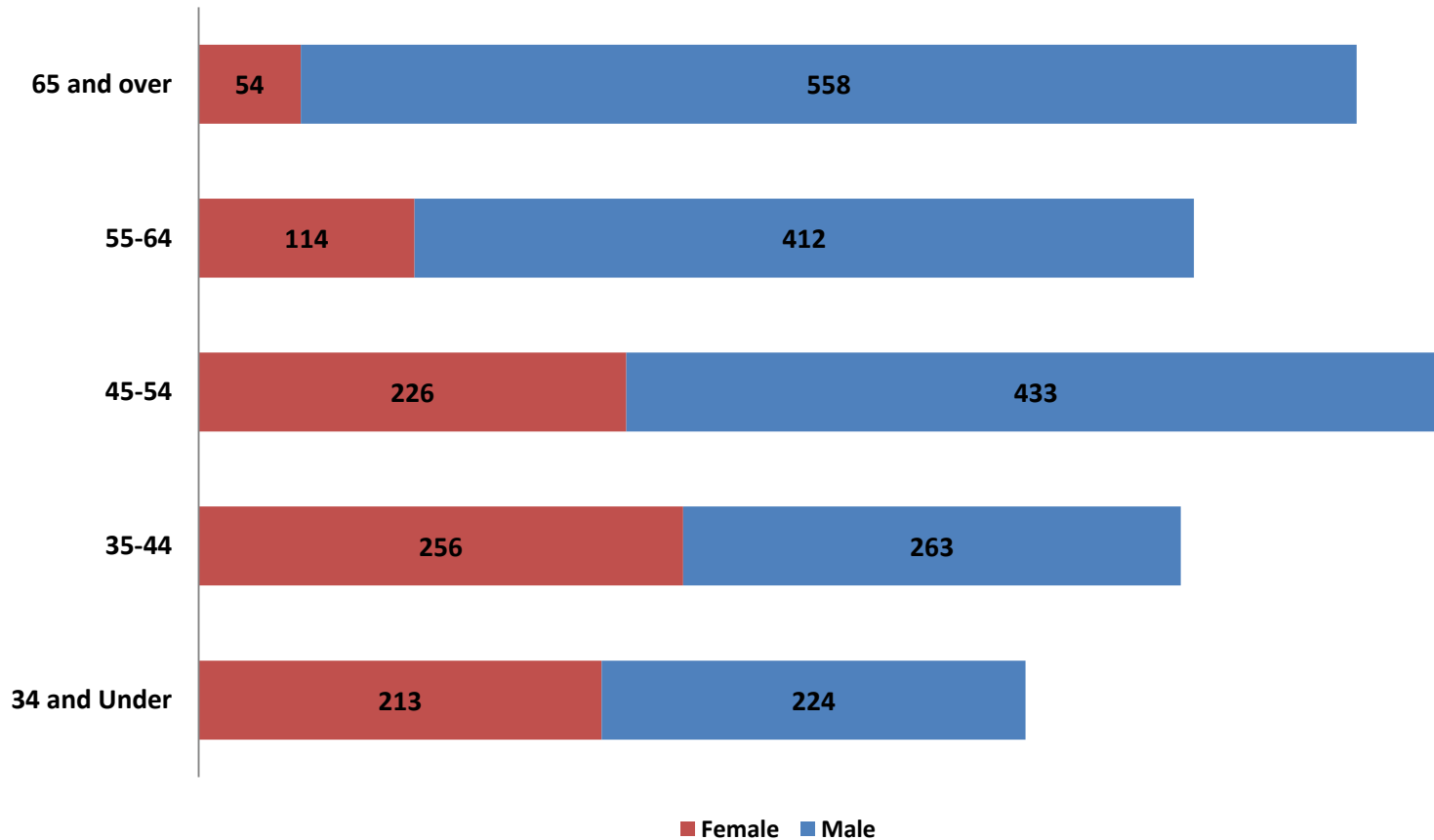


Age Group



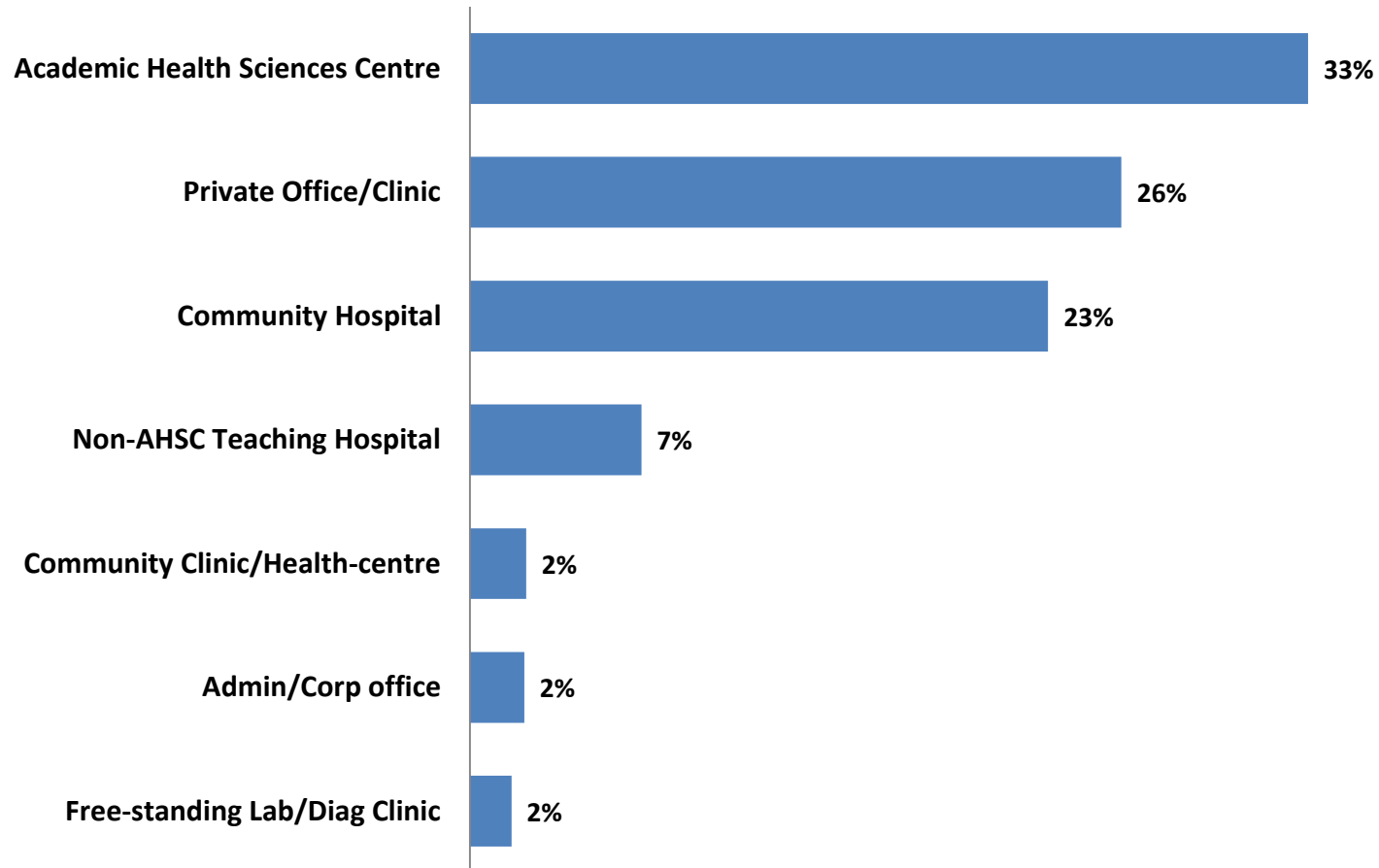
Source: 2015 CMA Masterfile

General Internal Medicine specialists by age and gender in Canada, 2015



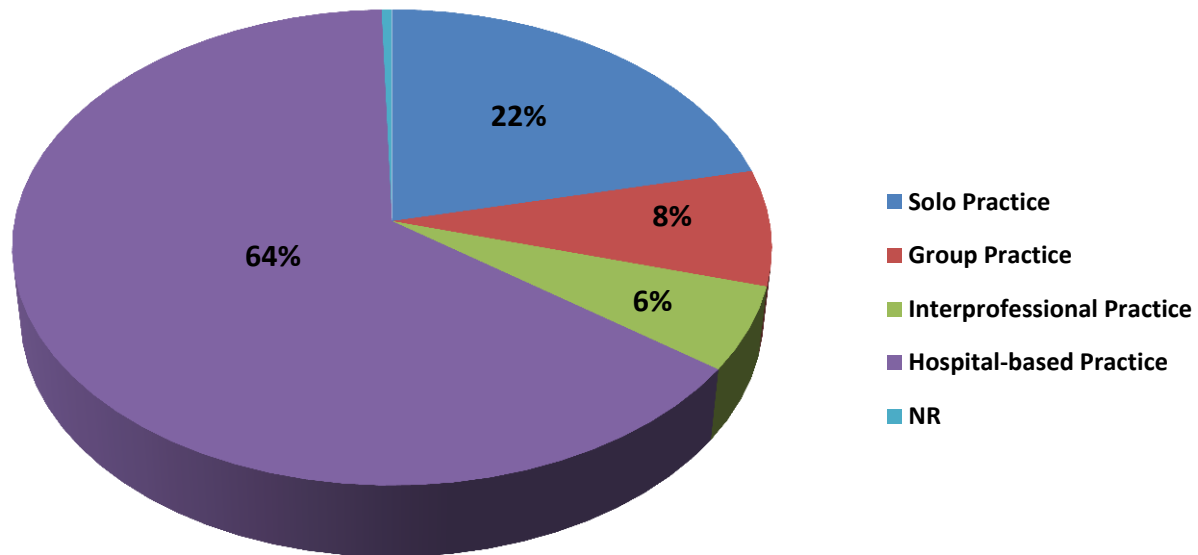
Source: 2015 CMA Masterfile

Main work setting of General Internal Medicine specialists in Canada, 2014



Source: 2014 National Physician Survey. CFPC, CMA, Royal College

Practice organization for General Internal Medicine specialists in Canada, 2014



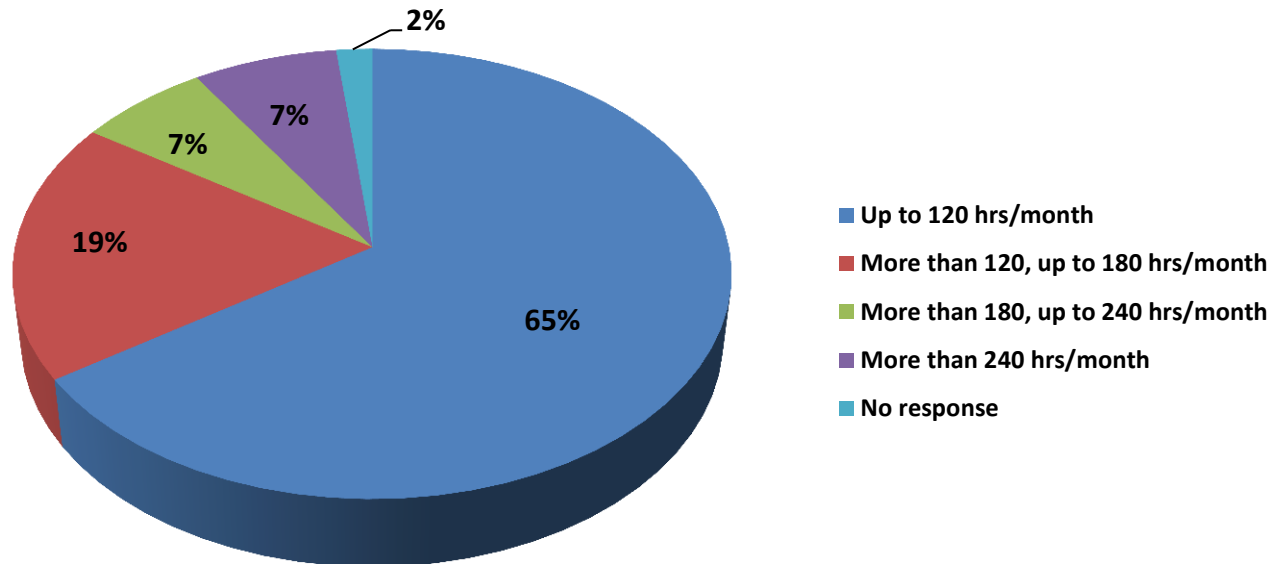
Source: 2014 National Physician Survey. CFPC, CMA, Royal College

Hours worked per week (excluding on-call) by General Internal Medicine specialists in Canada, 2014

Activity	Hours worked per week
Direct patient care without teaching component	20.9
Direct patient care with teaching component	7.6
Teaching without patient care	2.2
Indirect patient care	5.4
Health facility committees	1.1
Administration	2.3
Research	1.9
Managing practice	1.2
Continued professional development	3.3
Other	1.2
TOTAL HOURS PER WEEK	47.1

Source: 2014 National Physician Survey. CFPC, CMA, Royal College

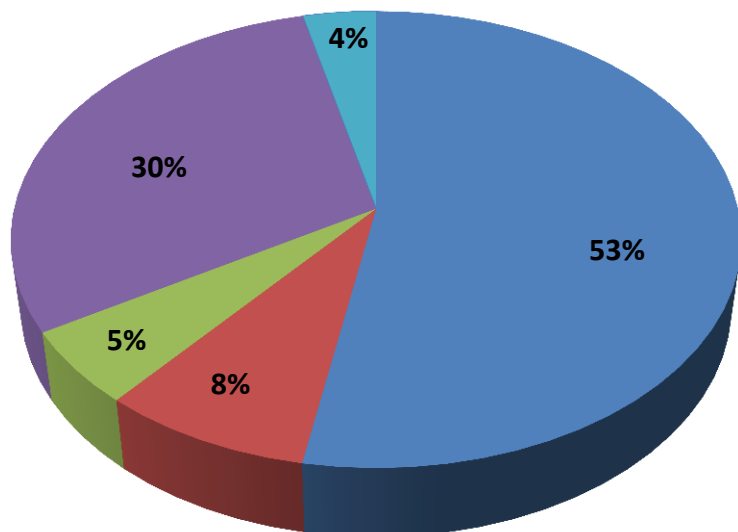
On-call duty hours spent per month by General Internal Medicine specialists in Canada, 2014



Time spent on call in direct patient care = 50 hrs./month

Remuneration for General Internal Medicine specialists in Canada

Primary payment method¹ in 2013



- 90% + fee-for-service
- 90% + salary
- 90% + other*
- Blended
- NR

* Other includes capitation, sessional, contract and other methods

Average gross clinical earnings for Internal Medicine in 2013/14 (those earning at least \$60,000) = \$396,105²

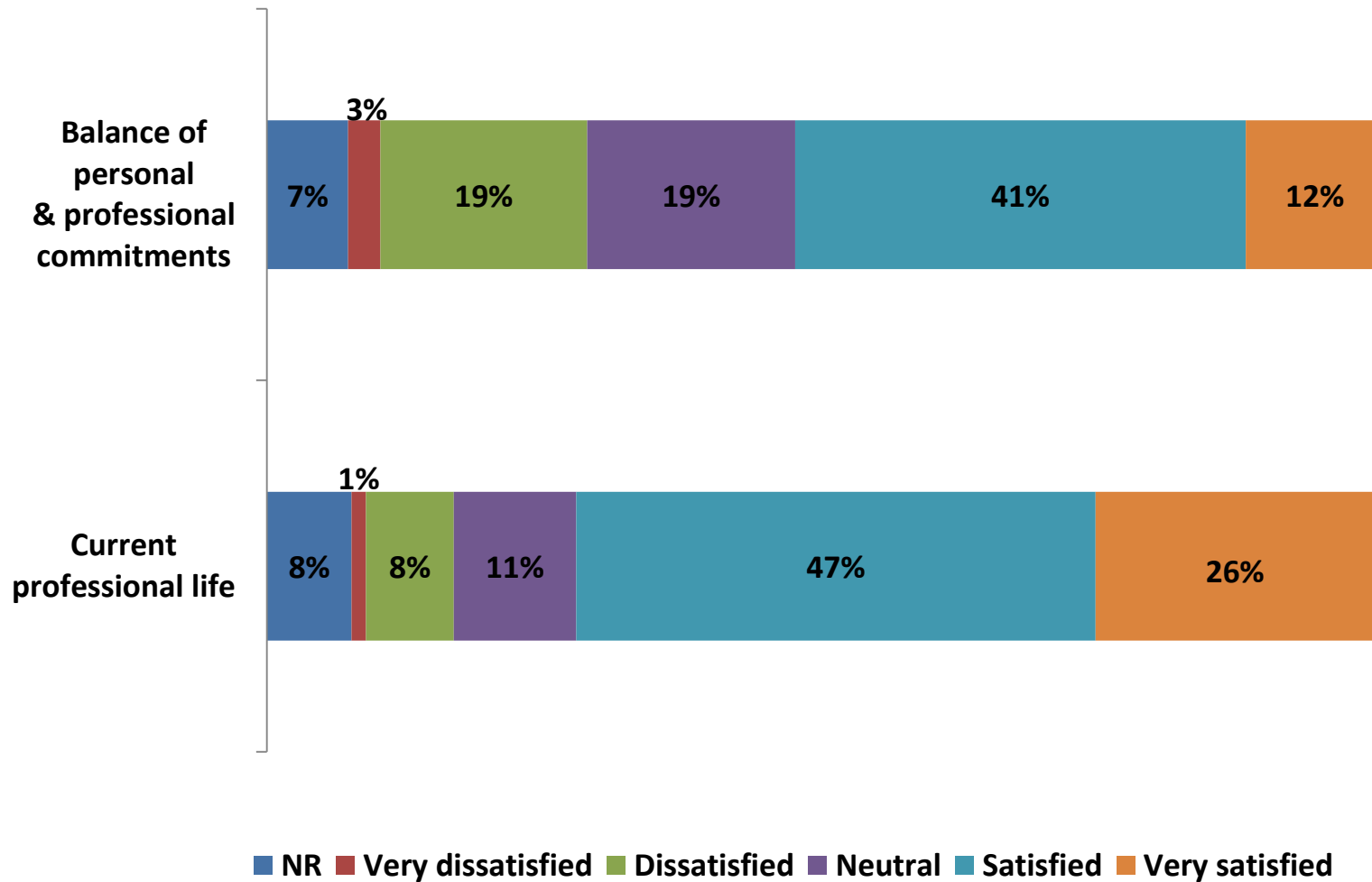
Average percent overhead reported by Internal Medicine specialists in 2010 = 22%³

¹ National Physician Survey, 2013, CFPC, CMA, Royal College

² National Physician Database, 2013/14, CIHI

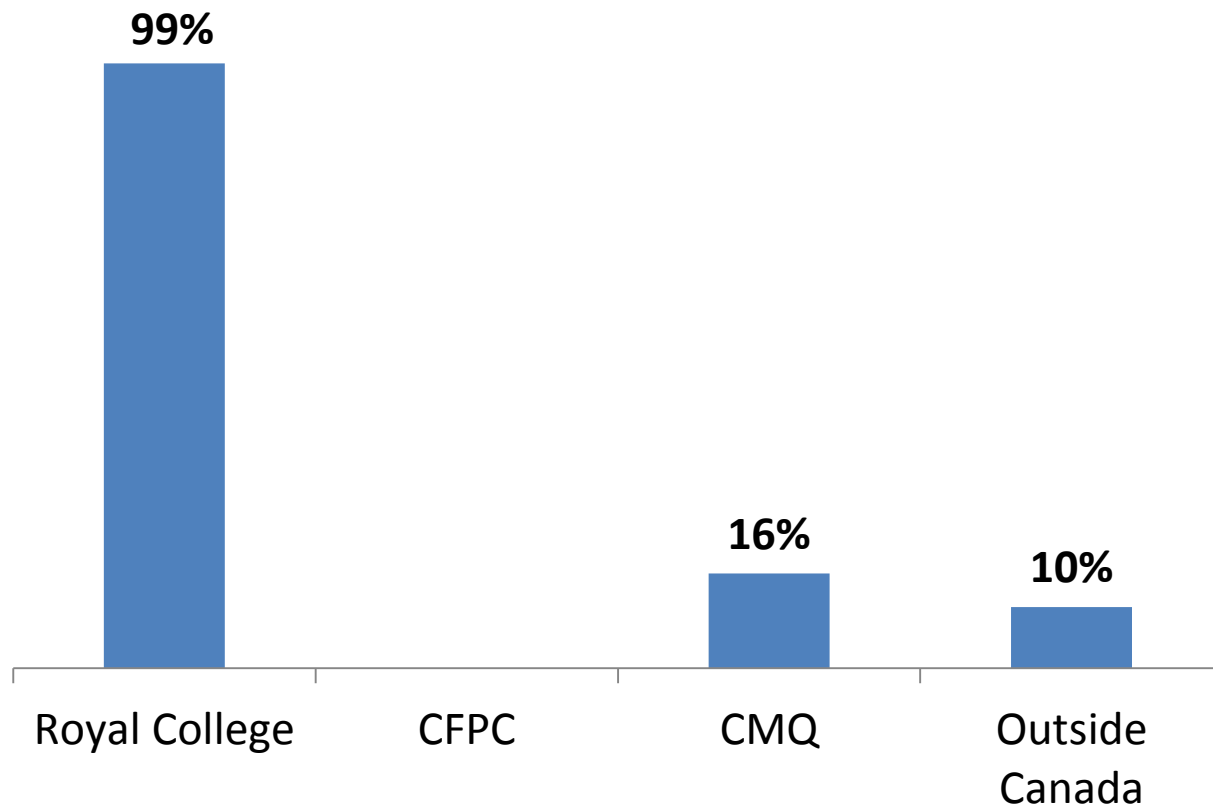
³ National Physician Survey, 2010, CFPC, CMA, Royal College

Satisfaction among General Internal Medicine specialists in Canada, 2013



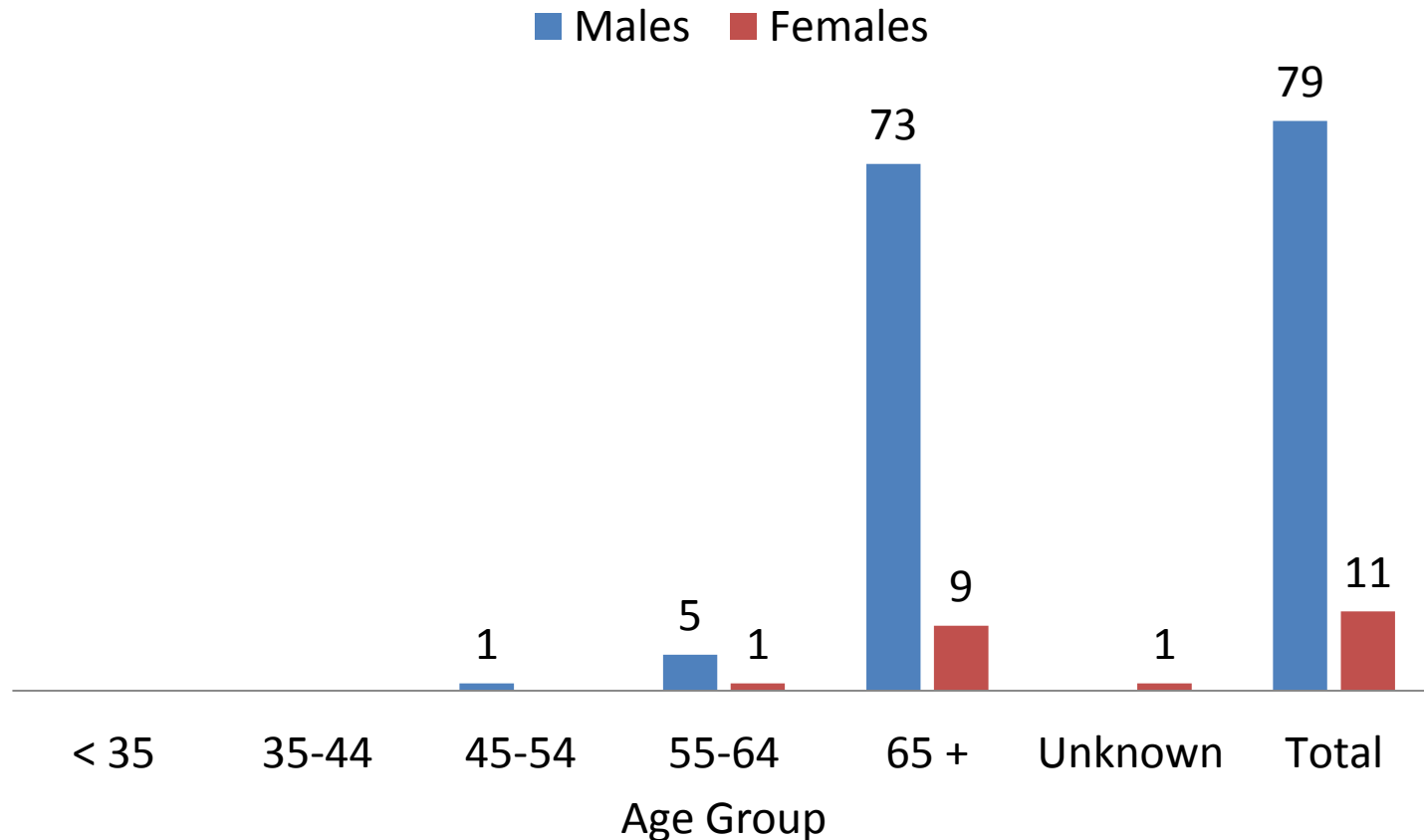
Source: 2013 National Physician Survey. CFPC, CMA, Royal College

General Internal Medicine specialists who are Royal College, CFPC or CMQ certified in Canada, 2014



Note: Subset of those who reported a certification. Physicians could indicate more than one certification body.

Number of General Internal Medicine specialists who retired during the THREE year period of 2012 to 2014



Source: CMA Masterfile – year over year comparisons

Note: “Retired” is based on giving up licence and therefore excludes those who have retired from clinical practice but are still licensed; those younger than 45 may include physicians who have temporarily given up their licence but return to practice at a later date.

Total and Ministry funded postgraduate MD trainees in 2014/15 – Internal Medicine (including subspecialties)

Faculty of Medicine	Ministry funded	Total	Faculty of Medicine	Ministry funded	Total
Memorial U N&L	31	31	McMaster U	85	96
Dalhousie U	49	55	UWO	104	120
U Laval	78	78	NOSM	25	25
U Sherbrooke	93	93	U Manitoba	48	53
U Montréal	120	120	U Sask	69	69
McGill U	106	120	U Alberta	92	102
U Ottawa	81	81	U Calgary	96	98
Queens U	59	63	UBC	158	173
U Toronto	201	224	Canada	1495	1601

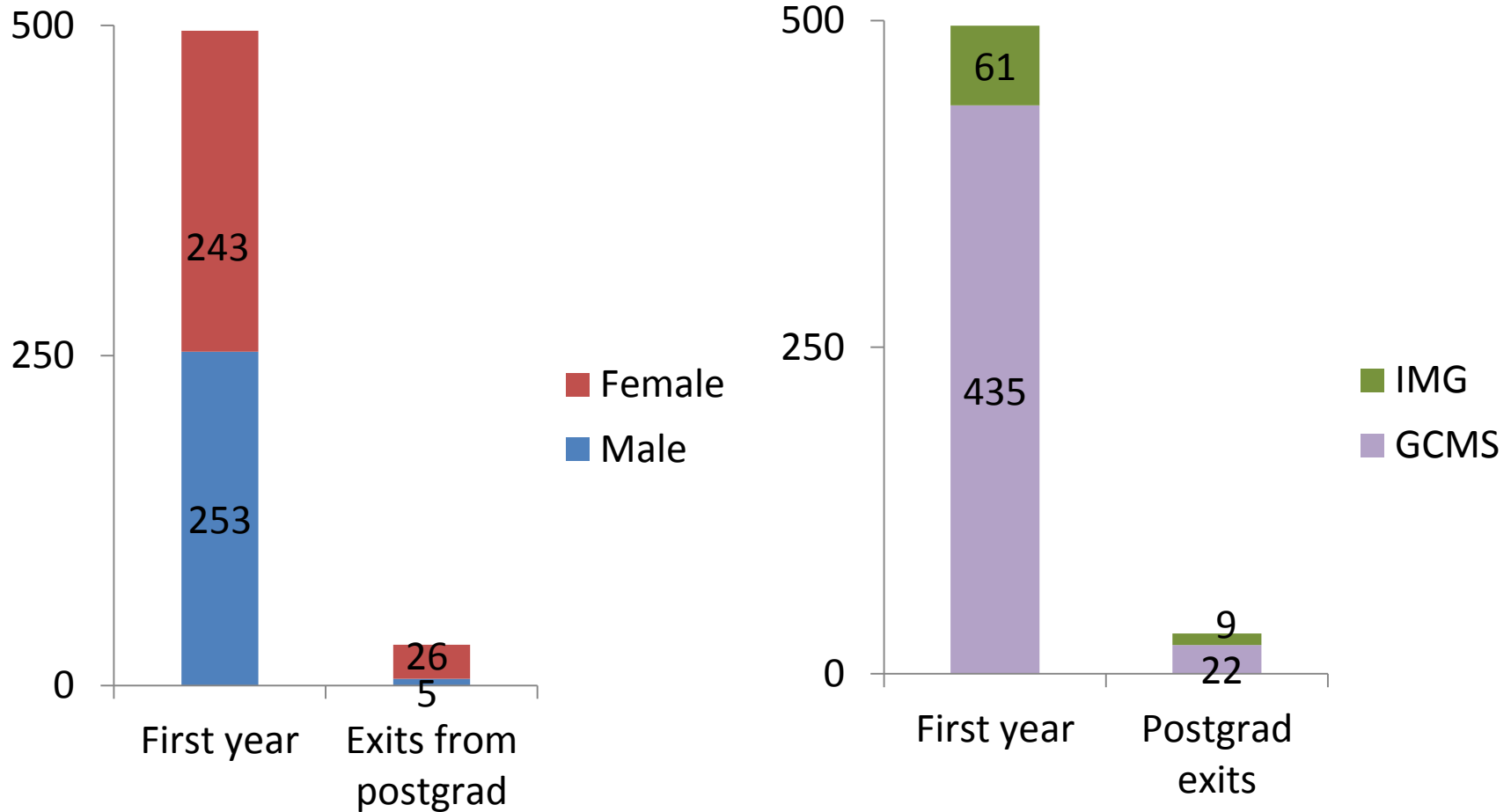
Source: 2014/15 Annual Census of Post-MD Trainees, CAPER

Total and Ministry funded postgraduate MD trainees in 2014/15 – General Internal Medicine

Faculty of Medicine	Ministry funded	Total	Faculty of Medicine	Ministry funded	Total
Memorial U N&L	0	0	McMaster U	5	5
Dalhousie U	2	8	UWO	1	6
U Laval	7	19	NOSM	0	0
U Sherbrooke	1	17	U Manitoba	0	9
U Montréal	7	15	U Sask	0	5
McGill U	0	19	U Alberta	3	12
U Ottawa	1	5	U Calgary	4	10
Queens U	0	5	UBC	4	11
U Toronto	9	24	Canada	44	170

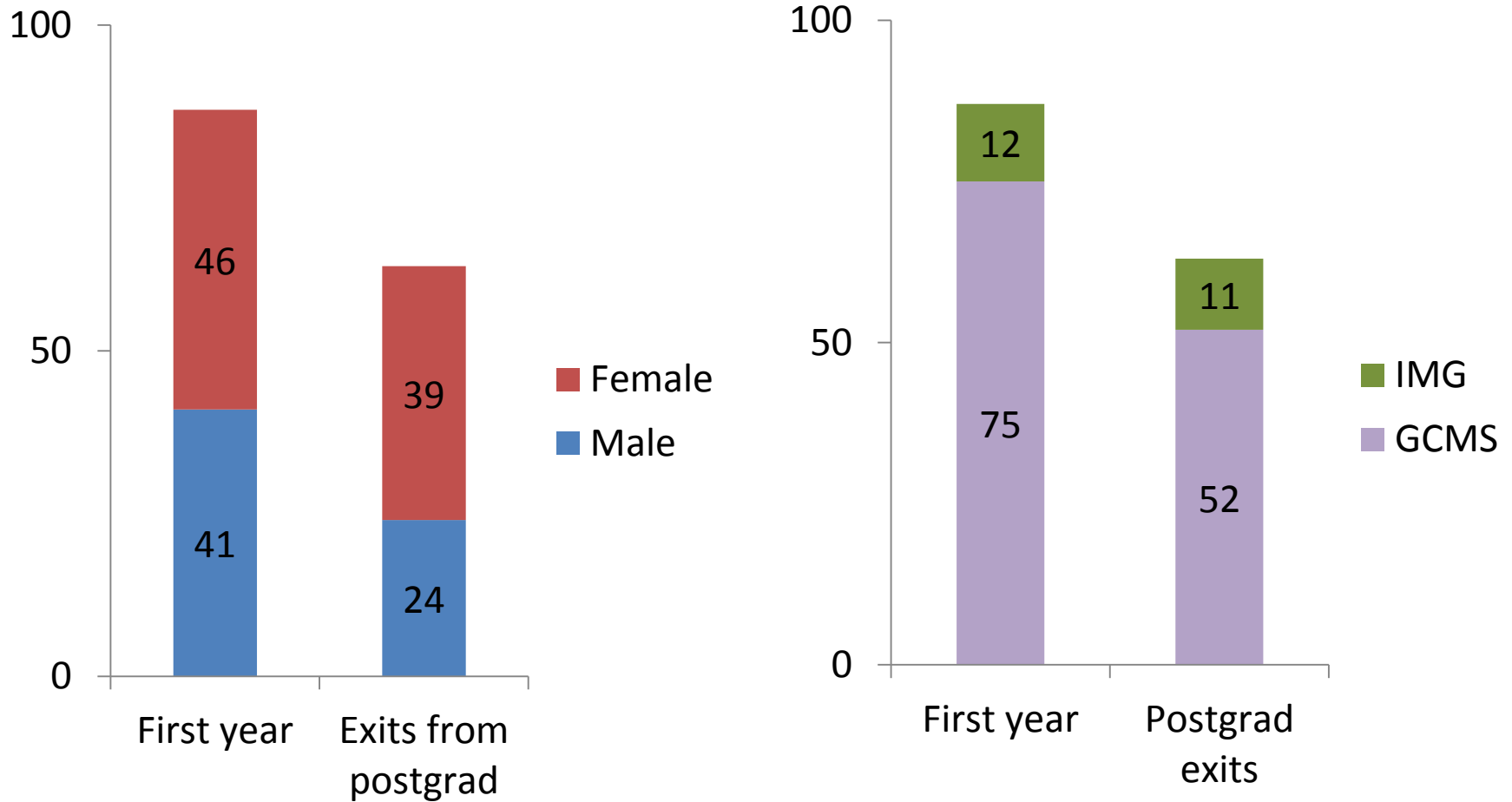
Source: 2014/15 Annual Census of Post-MD Trainees, CAPER

First year and exiting postgraduate-MD trainees in 2014/15 – Internal Medicine (including subspecialties)



IMG – International Medical Graduates
 GCMS – Graduates of Canadian Medical Schools

First year and exiting postgraduate-MD trainees in 2014/15 – General Internal Medicine



Source: 2014/15 Annual Census of Post-MD Trainees, CAPER

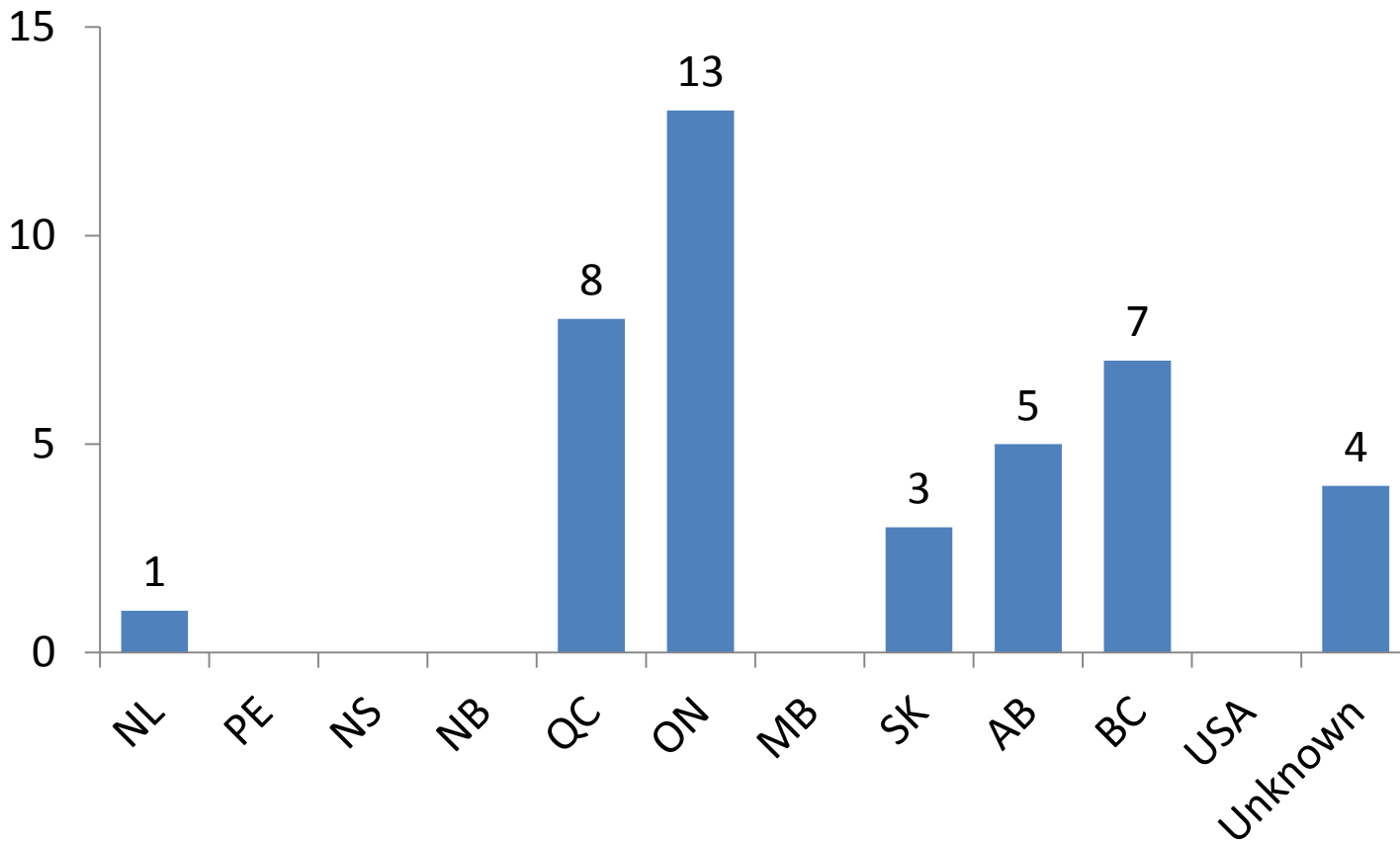
Postgraduate-MD trainees in 2014/15 – Internal Medicine (including subspecialties)

- Total of 496 first year Internal Medicine trainees representing 33% of all Internal Medicine trainees.
- Total of 1495 Internal Medicine trainees representing 12% of all Ministry funded trainees.
- Total of 102 visa trainees in Internal Medicine.
- Total of 31 Internal Medicine trainees completed postgraduate training in 2014.

Postgraduate-MD trainees in 2014/15 – General Internal Medicine

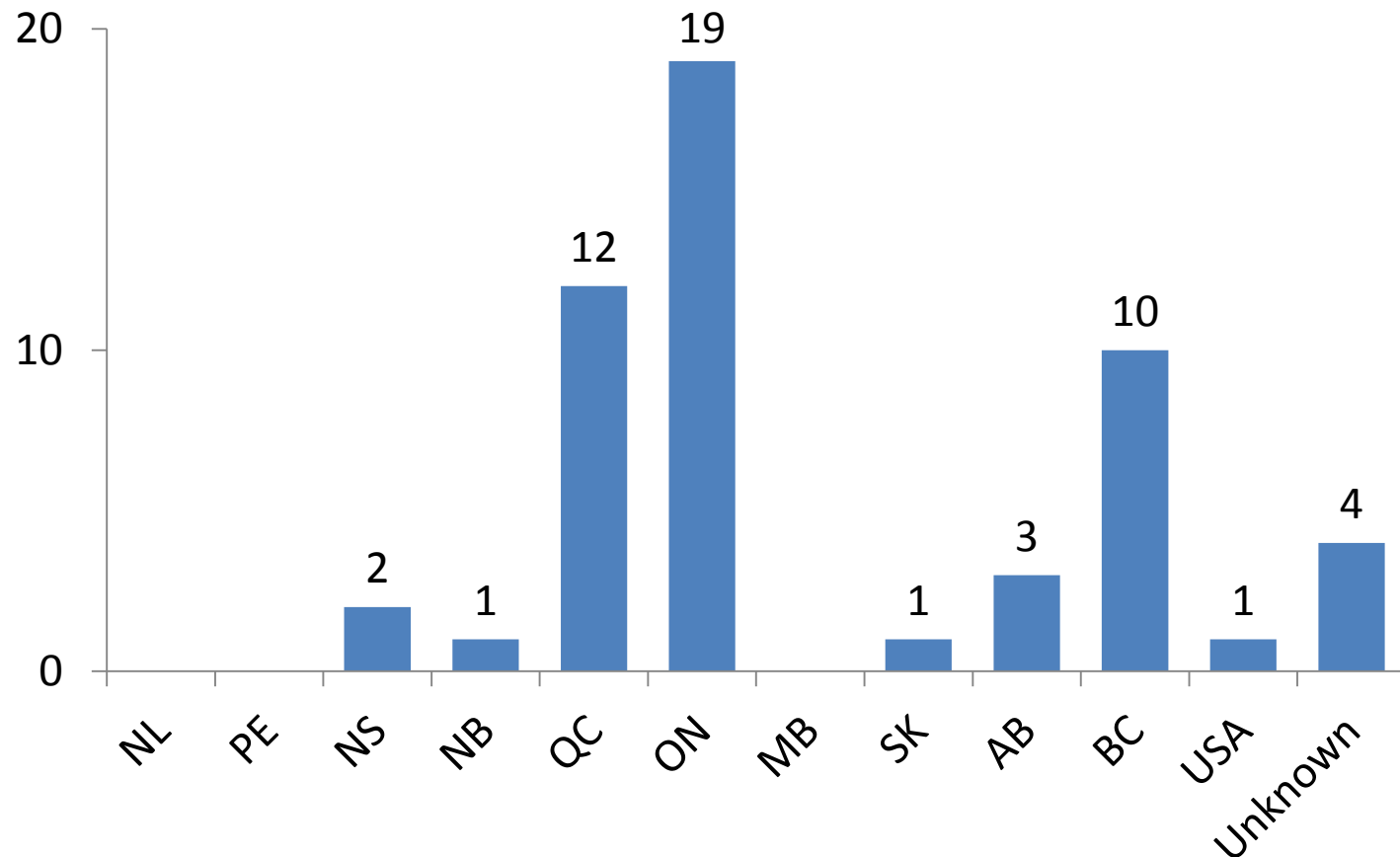
- Total of 87 first year General Internal Medicine trainees representing 58% of all General Internal Medicine trainees.
- Total of 149 General Internal Medicine trainees representing 1% of all Ministry funded trainees.
- Total of 3 visa trainees in General Internal Medicine.
- Total of 63 General Internal Medicine trainees completed postgraduate training in 2014.

Location of 2013 Postgraduate-MD exits in 2015 – Internal Medicine (including subspecialties)



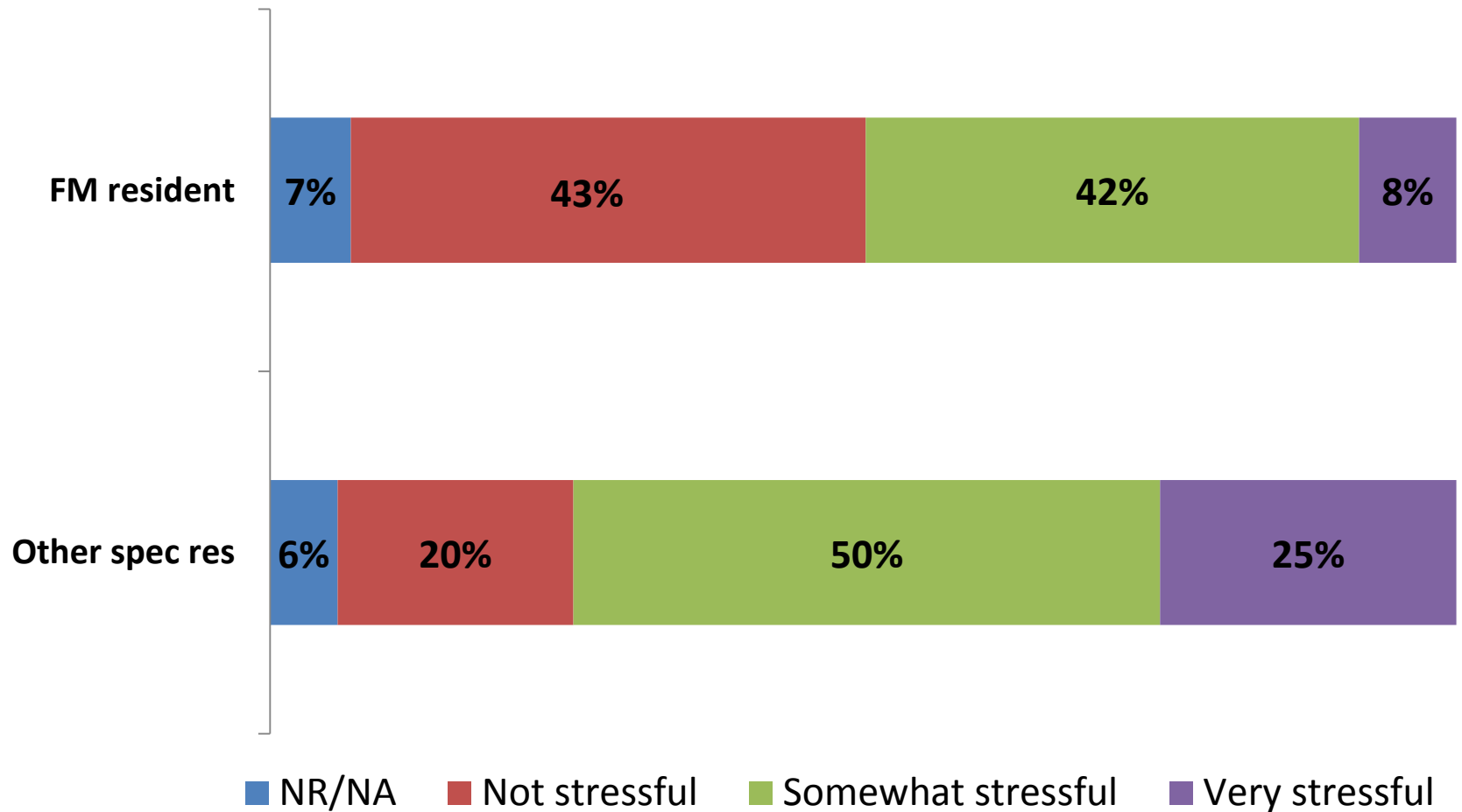
Of the 41 exits in 2013, 37 (90%) were known to be practising in Canada

Location of 2013 Postgraduate-MD exits in 2015 – General Internal Medicine



Of the 53 exits in 2013, 48 (91%) were known to be practising in Canada

Stress associated with finding employment at end of residency



Source: 2012 National Physician Survey of residents. CFPC, CMA, Royal College

Links to the organizations supplying information for this document

National Physician Survey

<http://www.nationalphysiciansurvey.ca>

Canadian Medical Association

<http://www.cma.ca/pdc>

Association of Faculties of Medicine of Canada

<http://www.caper.ca/>

Royal College of Physicians and Surgeons of Canada

http://www.royalcollege.ca/portal/page/portal/rc/credentials/start/routes/traditional_route

College of Family Physicians of Canada

<http://www.cfpc.ca>

Canadian Institute for Health Information

<http://www.cihi.ca>