

Critical Care Medicine Profile

Updated August 2018

Click on any of the contents below to navigate to the slide. Please click the “home icon” located at the top right of each slide to return to the “table of contents” slide.



TABLE OF CONTENTS

	Slide
▪ General Information	3-5
▪ Total number & number/100,000 population by province, 2018	6
▪ Number/100,000 population, 2007-2018	7
▪ Number by gender & year, 2007-2018	8
▪ Percentage by gender & age, 2018	9
▪ Number by gender & age, 2018	10
▪ Percentage by main work setting, 2017	11
▪ Percentage by practice organization, 2017	12
▪ Hours worked per week (excluding on-call), 2017	13
▪ On-call duty hours per month, 2017	14
▪ Percentage by remuneration method	15
▪ Professional & work-life balance satisfaction, 2017	16
▪ Employment situation, 2017	17
▪ Links to additional resources	18



GENERAL INFORMATION

Critical Care Medicine is the practice of multidisciplinary medicine with patients who have sustained, or are at risk of sustaining life threatening, single or multiple organ system failure due to disease or injury. Critical care medicine seeks to provide for the needs of these patients through immediate and continuous observation and intervention in order to restore health and prevent complications.

A specialist in adult critical care medicine is a physician or surgeon who is competent in all aspects of recognizing and managing acutely ill adult patients with single or multiple organ system failure requiring ongoing monitoring and support.

Pediatric critical care medicine is concerned with infants, children and adolescents who have sustained, or are at risk of sustaining life threatening, single or multiple organ system failure due to disease or injury.



GENERAL INFORMATION

Pediatric critical care medicine seeks to provide for the needs of these patients through immediate and continuous observation and intervention so as to restore health and prevent complications.

A specialist in pediatric critical care medicine is a physician or surgeon who is competent in all aspects of recognizing and managing acutely ill pediatric patients with single or multiple organ system failure requiring ongoing monitoring and support.

Members hold base specialty certification in anaesthesia, medicine, paediatrics, emergency medicine or surgery and some surgical subspecialties such as cardiac surgery and neurosurgery.



GENERAL INFORMATION

For further details on training requirements please go to:

[Royal College of Physicians and Surgeons of Canada](#)

[Canadian Critical Care Society](#)



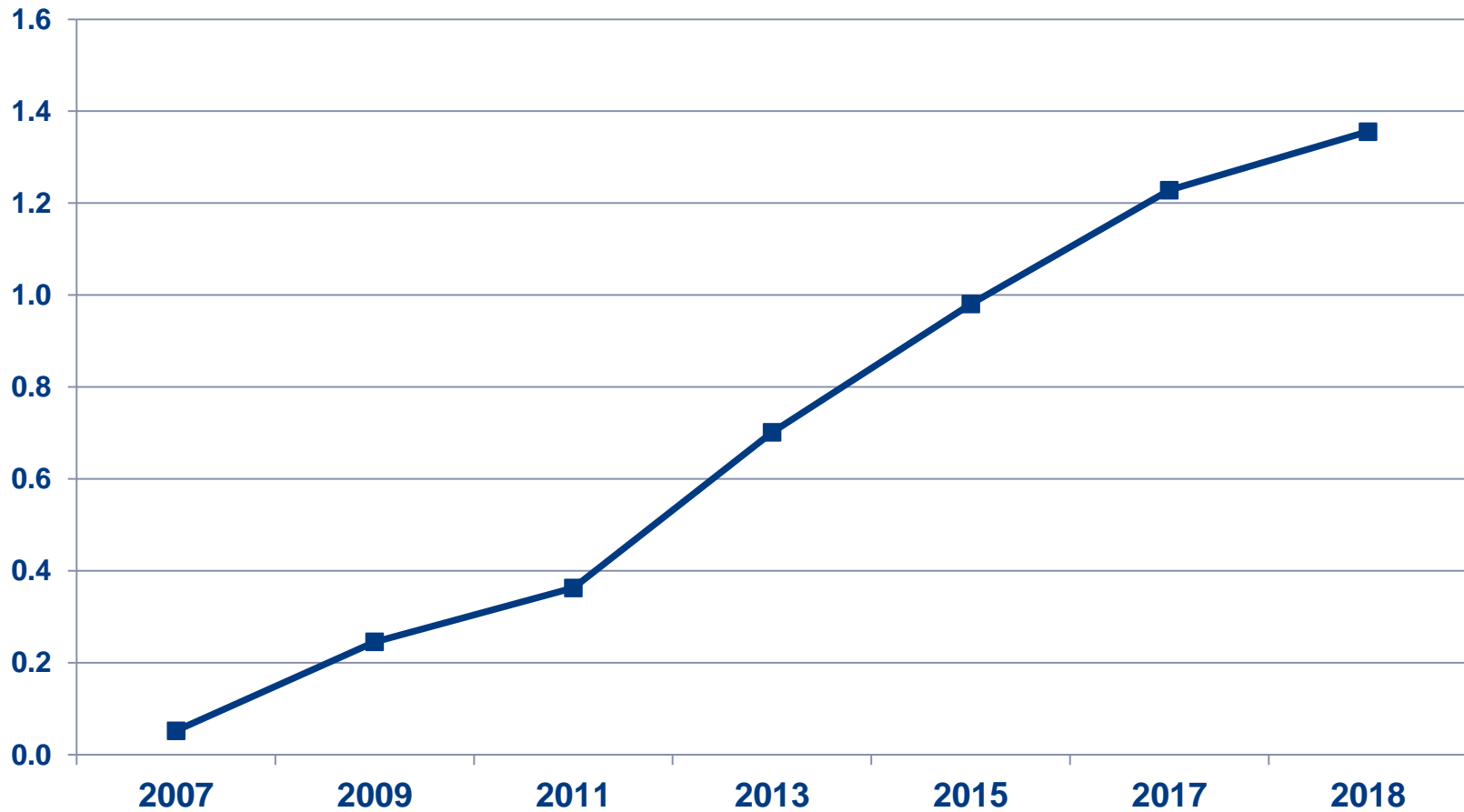
Total number & number/100,000 population by province, 2018

Province/Territory	Physicians	Phys/100k pop'n
Newfoundland/Labrador	5	0.9
Prince Edward Island	0	0.0
Nova Scotia	10	1.0
New Brunswick	1	0.1
Quebec	121	1.4
Ontario	206	1.4
Manitoba	29	2.2
Saskatchewan	15	1.3
Alberta	62	1.4
British Columbia	52	1.1
Territories	0	0.0
CANADA	501	1.4

Source: 2018 CMA Masterfile



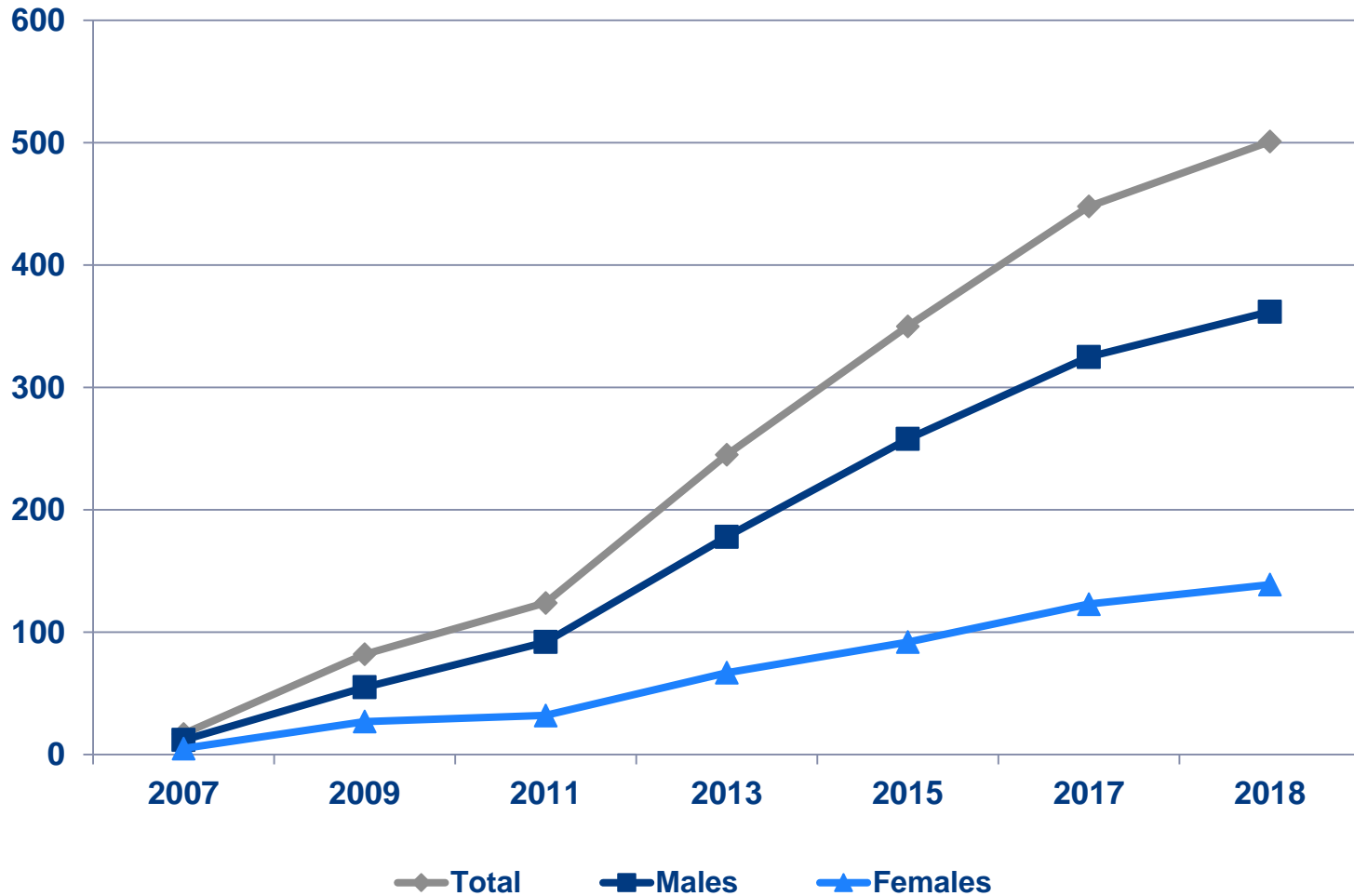
Number/100,000 population, 2007 to 2018



Source: 2007-2018 CMA Masterfiles



Number by gender & year, 2007 to 2018

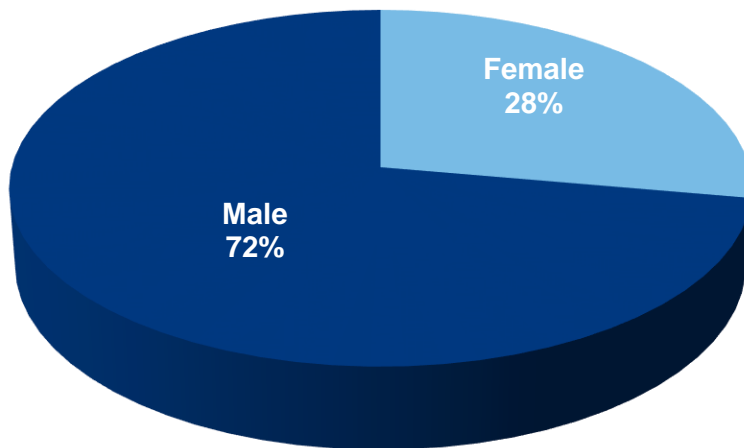


Source: 2007-2018 CMA Masterfiles

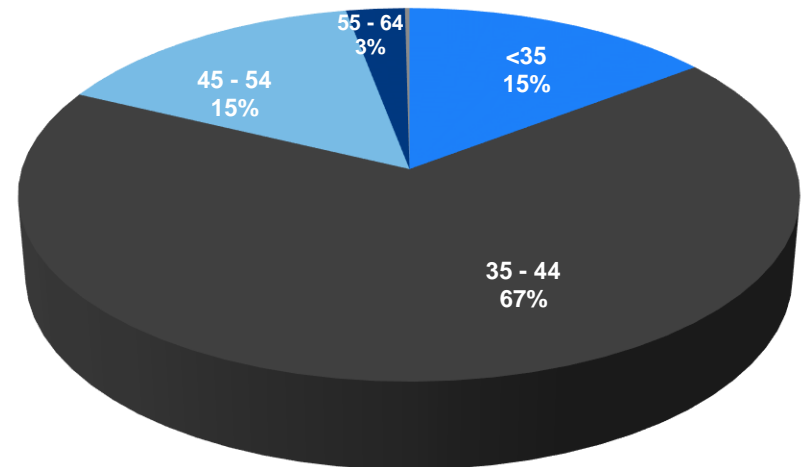


Percentage by gender & age, 2018

Gender



Age Group

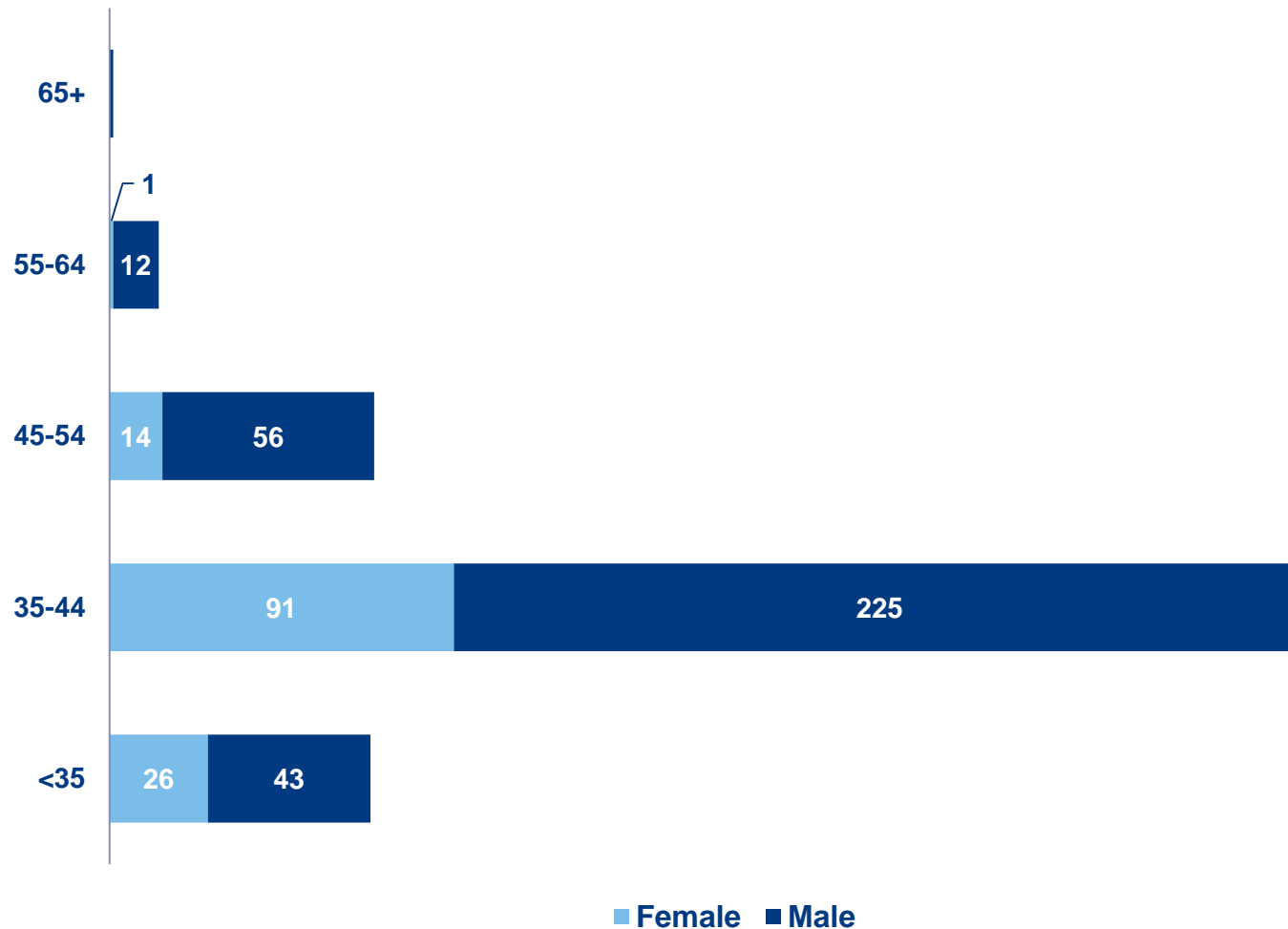


Excludes those where gender or age is unknown.

Source: 2018 CMA Masterfile



Number by gender & age, 2018

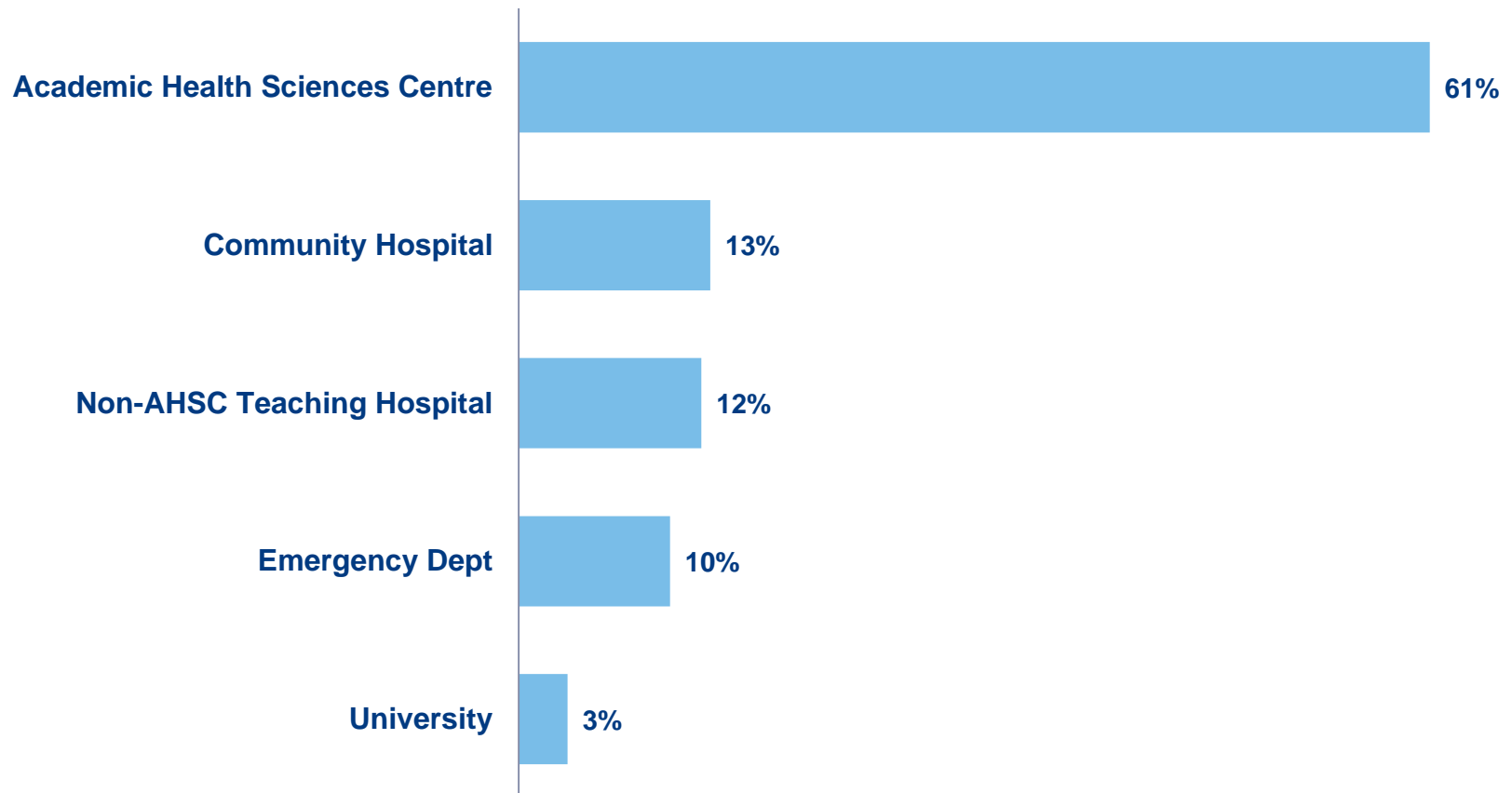


Excludes those where gender or age is unknown.

Source: 2018 CMA Masterfile

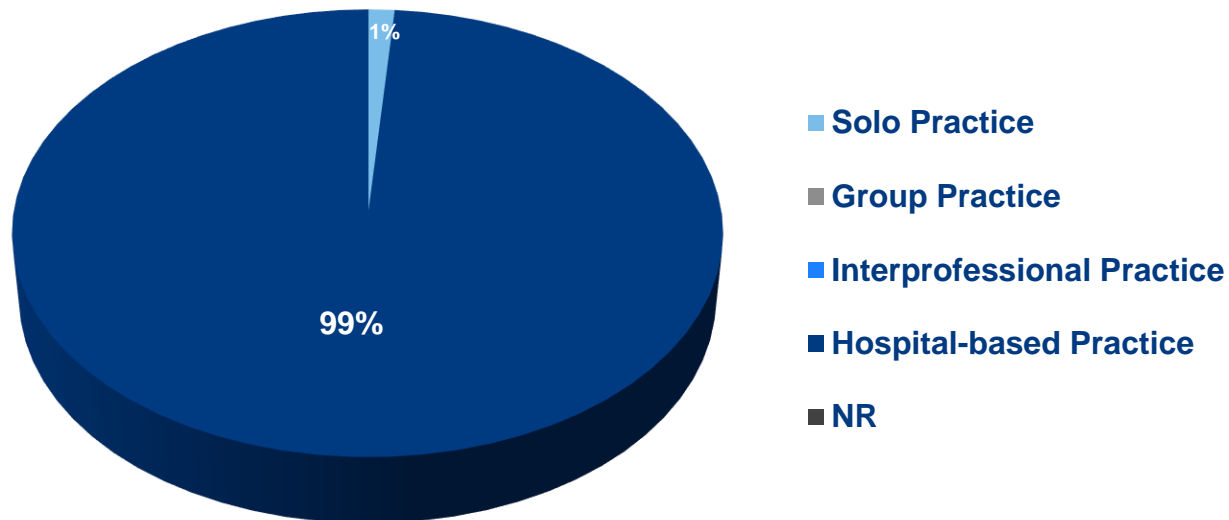


Percentage by main work setting, 2017





Percentage by practice organization, 2017





Hours worked per week (excluding on-call), 2017

Activity	Hours worked per week
Direct patient care without teaching component	19.7
Direct patient care with teaching component	26.2
Teaching without patient care	3.8
Indirect patient care	5.3
Health facility committees	2.3
Administration	3.9
Research	5.0
Managing practice	0.9
Continued professional development	2.2
Other	0.0
TOTAL HOURS PER WEEK	69.1



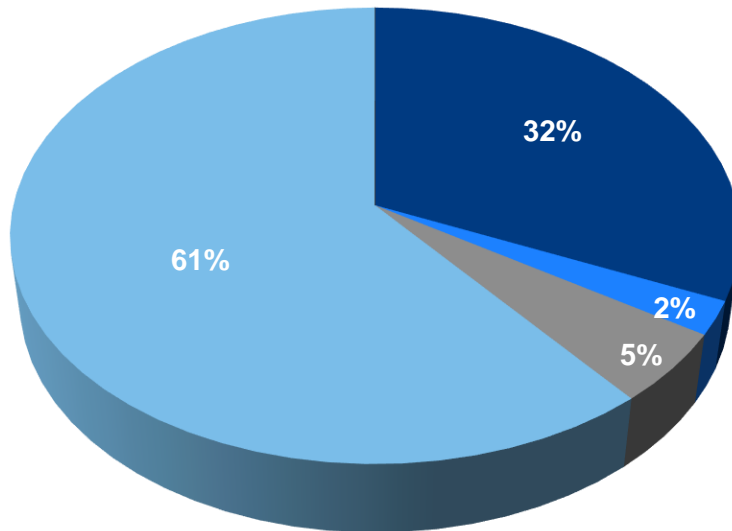
On-call duty hours per month, 2017

- 100% provide on-call services
- On-call hours = 150 hours/month
- On-call hours spent in direct patient care = 81 hours/month



Percentage by remuneration method

Primary payment method¹ in 2017



- 90% + fee-for-service
- 90% + salary
- 90% + other*
- Blended

* Other includes capitation, sessional, contract and other methods

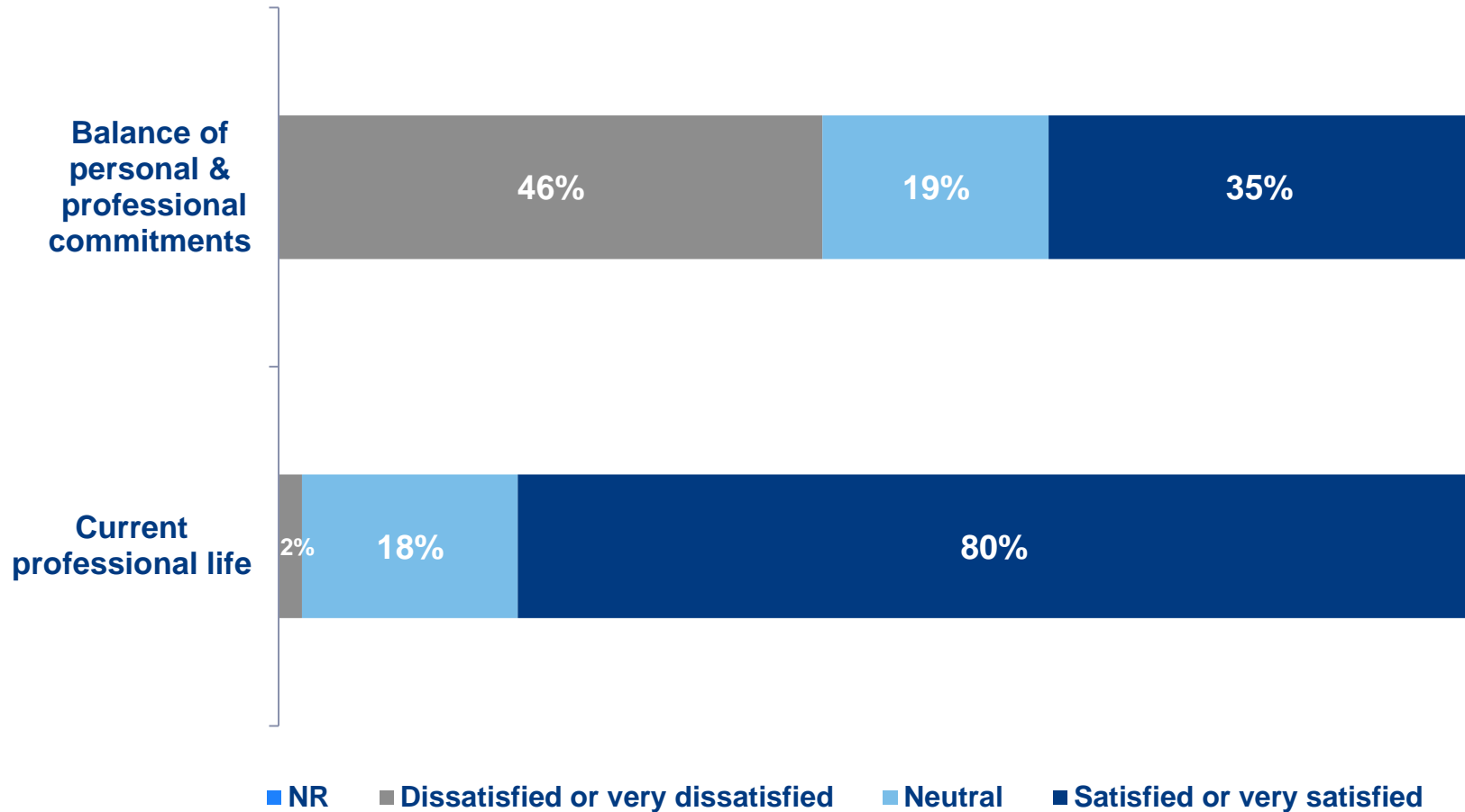
Average gross fee-for-service payment per physician for all medical specialties in 2015/16 (those earning at least \$60,000) = \$350,629²

¹ 2017 CMA Workforce Survey. Canadian Medical Association

² National Physician Database, 2015/16, CIHI

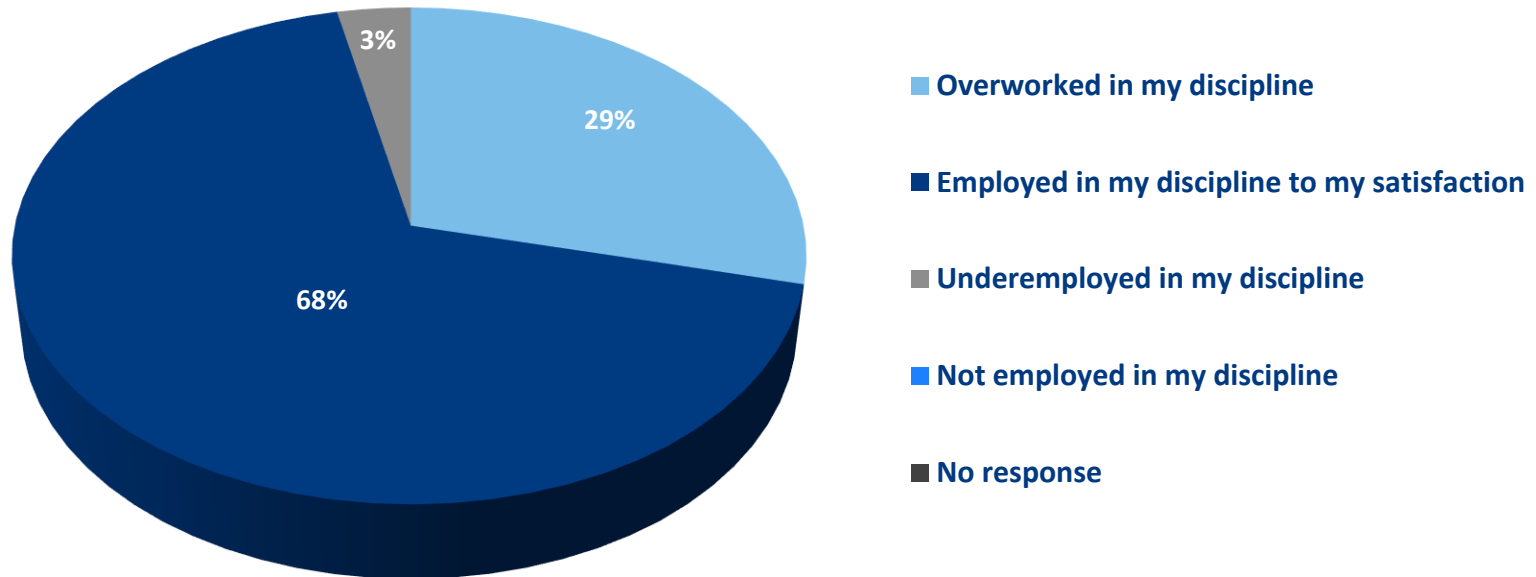


Professional & work-life balance satisfaction, 2017





Employment situation, 2017





Links to additional resources

- [Association of Faculties of Medicine of Canada](#)
- [Canadian Institute for Health Information](#)
- [Canadian Medical Association's Physician Data Centre](#)
- [Canadian Post-MD Education Registry \(CAPER\)](#)
- [College of Family Physicians of Canada](#)
- [National Physician Survey \(2004-2014\)](#)
- [Royal College of Physicians and Surgeons of Canada](#)